

Original Research Article

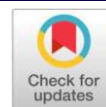
Open Access

Nutritional enhancement and storage stability of strawberry aloe vera blended gummies

Jesreen Chauhan¹, Julie D Bandral^{*1}, Monika Sood¹, Neeraj Gupta¹, Upma Dutta², Skarma Choton¹, Damanpreet Kour¹, and Meghal Sharma¹

¹Division of Post Harvest Management, FoH&F, SKUAST-Jammu-180009, J&K UT, India

²Division of Microbiology, FoBS, SKUAST-Jammu-180009, J&K UT, India



ABSTRACT

Strawberry (*Fragaria × ananassa*), a nutrient-dense fruit rich in antioxidants, phenolics, and vitamin C, was combined with Aloe vera (*Aloe barbadensis* Miller), renowned for its bioactive compounds and medicinal properties, to develop functional gummies with enhanced nutritional value. The objective of this research was to evaluate the effect of blending strawberry and Aloe vera pulp on the nutritional composition, bioactive compounds, and antioxidant activity of gummies during storage. Six formulations with varying strawberry-to-Aloe vera ratios (100:0 to 0:100) were prepared and analyzed for mineral content, phenolics, anthocyanins, ascorbic acid, and antioxidant capacity over a 90-day storage period. One of the major challenges encountered was maintaining the stability of heat- and light-sensitive bioactive compounds, particularly ascorbic acid and anthocyanins, during processing and storage. Additionally, achieving a balanced texture and flavor profile between the acidic strawberry and the bitter Aloe vera pulp required careful formulation adjustments. Results revealed that increasing Aloe vera concentration improved calcium and antioxidant levels, while higher strawberry proportions enhanced ascorbic acid and anthocyanin content. The optimal formulation (40% strawberry, 60% Aloe vera) retained superior nutritional properties, including calcium (37.60 mg/100 g), phosphorus (14.17 mg/100 g), ascorbic acid (27.07 mg/100 g), total phenols (53.39 mg GAE/100 g), and antioxidant activity (38.99%) after storage. This study contributes to the development of shelf-stable, value-added functional gummies that effectively integrate fruit and herbal components, offering a sustainable approach to post-harvest fruit utilization and promoting consumer health through naturally enriched confectionery products.

Keywords: Strawberry, aloe vera, gummies, mineral composition, bioactive compounds nutritional quality, post-harvest utilization.

Introduction

Strawberry (*Fragaria × ananassa*), a temperate fruit belonging to the Rosaceae family, is globally recognized for its distinctive aroma, flavor, and high nutritional value. With approximately 98% edible portion, strawberries are consumed fresh as well as in a variety of processed products. They are particularly rich in essential micronutrients such as vitamins C and E, along with phenolic compounds. Remarkably, the vitamin C content in strawberries exceeds that of oranges. In addition to their high anthocyanin content, strawberries possess tonic, depurative, diuretic, remineralizing, and astringent properties [1]. Ripe fruits typically comprise about 90% water and 10% total soluble solids. Per 100 g of fresh fruit, strawberries contain approximately 64.0 mg of ascorbic acid, 0.61 g of protein, 0.37 g of fat, 7.02 g of carbohydrates, 2.3 g of dietary fiber, 14.0 mg of calcium, 166 mg of potassium, 27 IU of vitamin A, 0.03 g of thiamine, 0.07 g of riboflavin, and 0.06 mg of niacin [2]. They are also abundant in phytochemicals and phenolics, which contribute significantly to their antioxidant potential [3], positioning strawberries among the most antioxidant-rich

fruits [4]. The principal phenolic constituents include anthocyanins, hydrolyzable tannins (ellagitannins), flavonols (quercetin, kaempferol, myricetin), flavan-3-ols (catechins and epicatechins), pelargonidin-3-glycoside, β -carotene, and melatonin [5].

Aloe vera (*Aloe barbadensis* Miller), a perennial succulent of the Liliaceae family, is adapted to arid climates through its thick, fleshy leaves capable of storing substantial water reserves, enabling survival under limited or erratic rainfall. This plant has a long history of use for medicinal and therapeutic purposes [6]. Aloe vera gel exhibits multiple biological activities, including antiviral, antitumor, antiseptic, antibacterial, anticancer, laxative, and anti-inflammatory effects. It has been reported to aid in the treatment of ailments such as dermatitis, arthritis, and oral health disorders [7]. These properties are largely attributed to polysaccharides present in the inner gel, which also confer antioxidant, anticancer, antidiabetic, antimicrobial, and immunomodulatory functions [8]. As the most commercially significant aloe species, *A. vera* is extensively processed for the food, cosmetic, and pharmaceutical industries, with its gel commonly incorporated into functional foods and health beverages. The inner gel contains up to 99% water along with glucomannans, amino acids, lipids, sterols, and various vitamins. Other bioactive constituents include enzymes, minerals, carbohydrates, lignin, saponins, salicylic acid, and amino acids [9].

*Corresponding Author: **Julie D Bandral**

DOI: <https://doi.org/10.21276/AATCCReview.2026.14.01.43>

© 2026 by the authors. The license of AATCC Review. This article is an open access article distributed under the terms and conditions of the Creative Commons Attribution (CC BY) license (<http://creativecommons.org/licenses/by/4.0/>).

Gummies are soft, chewable confectionery products traditionally formulated using gelatin or pectin-based gels [10]. The concept gained global popularity after the introduction of gummy bears by Hans Riegel's company Haribo in Germany during the 1920s [11]. Gummies can also be prepared using agar-agar, a seaweed-derived gelling agent that imparts structure without altering flavor [12]. The final texture of gummies, ranging from soft to firm, is determined by the type and concentration of gelling agent used. Flavor and color are typically derived from fruit juices or extracts, making them versatile in both formulation and sensory appeal.

Incorporating fruits into gummy formulations aligns with consumer trends favoring healthier confectionery options. Fruit-based gummies not only deliver natural flavor and color, reducing reliance on synthetic additives, but also contribute antioxidants, vitamins, and minerals, thereby enhancing the functional and nutritional profile of the product. This approach supports the development of confectionery items that balance indulgence with health benefits, while simultaneously promoting value addition and utilization of perishable fruits.

Materials and Methods

Preparation of control gummies: For the preparation of control gummies, the gelatin was soaked in 100 ml of water for 5 minutes and then dissolved at 70° °C for 5 minutes. Further, a sugar solution was prepared using citric acid, gelatin solution, artificial colours, and flavours. The solution was manually stirred for 15 minutes. The optimum cooking temperature was maintained at 110°C ± 2°C. The liquid gummy mix was poured into a silicon mould (2 × 1.5 × 1) cm and kept in the refrigerator for 6 hours at 4°C. The gummy was then unmolded and packed in polypropylene pouches and stored at 4°C until further analysis.

Preparation of strawberry and aloe vera blended gummies:

For the preparation of strawberry and aloe vera blended gummies, the gelatin was soaked in 100 ml of water for 5 minutes and then dissolved at 70° °C for 5 minutes. Six combinations were used viz. (T₀: containing sugar only; T₁: contains 100% strawberry + 0% aloe vera; T₂: contains 80% strawberry + 20% aloe vera; T₃: contains 60% strawberry + 40% aloe vera; T₄: 40% strawberry + 60% aloe vera; T₅: 20% strawberry + 80% aloe vera; T₆: 0% strawberry + 100% aloe vera). The sugar and gelatin solution was added to the fruit blend and cooked for 15 minutes. The citric acid was added and cooked for 5 more minutes at 110°C ± 2°C. The endpoint of cooking was identified using a hand refractometer for measuring the concentration of total soluble solids (TSS), which ranged from 61 to 67 per cent. The final product was molded into a silicone mold and kept in a refrigerator at 4° C for 6 hours. The gummies were then un-molded and packed in polypropylene pouches and stored at 4° C until further analysis.

Minerals and Bioactive compounds in strawberry and aloe vera blended gummies

Phosphorus: Phosphorus content was analyzed using a spectrophotometer (Labtronics LT-2900) following the yellow color method with vanadate-molybdate reagent, as described by [13]. In a 25 mL volumetric flask, 5 mL of the predigested sample was mixed with 5 mL of vanadate-molybdate reagent. The volume was then made up to 25 mL using double-distilled water. After 30 minutes, absorbance was recorded at 420 nm with a UV spectrophotometer.

Phosphorus concentration was determined by comparing the absorbance values with a standard curve prepared using known concentrations of potassium dihydrogen phosphate (KH₂PO₄). The results were expressed in milligrams per 100 mL.

Calcium: 1 ml sample extract was titrated with standard EDTA (N/50) solution and ammonium murexide (Murexide) as an indicator in 4 N NaOH solution. The final result is a colour change from orange-red to purple [14].

Bioactive compounds

Ascorbic acid: Vitamin C was estimated following the method described by [15], using 2,6-dichlorophenol indophenol dye. To determine the dye factor, 5 mL of standard ascorbic acid solution and 5 mL of 3% metaphosphoric acid were titrated with 2,6-dichlorophenol indophenol until a light pink color appeared and persisted for 15 seconds. The dye factor was calculated based on the volume of dye consumed. For vitamin C estimation, 10 mL of the sample was diluted to 100 mL with 3% metaphosphoric acid and filtered through filter paper. A 10 mL aliquot of the filtrate was then titrated with the dye solution until a light pink color persisted for 15 seconds.

Total phenols: Total phenolic content was measured using the Folin-Ciocalteu method as described by [16]. One gram of the sample was placed in a screw-capped vial, and 10 mL of distilled water was added. The mixture was heated at 100°C for 5 minutes to ensure adequate extraction, then cooled and filtered using filter paper. To the filtrate, 0.5 mL of Folin-Ciocalteu reagent was added, mixed thoroughly, and left to stand at room temperature for about 7 minutes. Subsequently, 1.5 mL of 20% (w/w) sodium carbonate solution was added, and the mixture was kept in the dark for 2 hours. Absorbance was then recorded at 756 nm using a UV/VIS spectrophotometer and calculated using a standard curve prepared earlier.

Anthocyanins: Anthocyanin content was determined using the method outlined by [15]. For the estimation, 10 g of gummy sample was homogenized with 10 mL of ethanolic HCl solution (prepared by mixing 95% ethanol and 1.5 N HCl in an 85:15 ratio) and transferred into a 100 mL volumetric flask. The volume was adjusted to 50 mL, and the mixture was stored at 4°C in a refrigerator overnight. It was then filtered using Whatman No. 1 filter paper and a glass funnel. The remaining residue and the container were thoroughly rinsed with ethanolic HCl, and all extracts were combined to reach a final volume of 100 mL. The absorbance of the aliquot was measured at 535 nm using a spectrophotometer, and the anthocyanin content was expressed in milligrams per 100 grams.

Antioxidant activity: The free radical scavenging activity was assessed using 1,1-diphenyl-2-picrylhydrazyl (DPPH), following the method by [17]. A reaction mixture was prepared by combining 500 µL of 0.5 M DPPH solution, 2 mL of 80% methanol (aqueous), and 25 µL of the sample's methanolic extract. The mixture was then kept in the dark for about 30 minutes at 20°C. Absorbance was measured at 517 nm using 80% methanol and Tris buffer as the blank. The free radical scavenging activity was determined by comparing the absorbance of the sample solution to that of a control, in which distilled water was used instead of the sample extract.

RESULTS AND DISCUSSIONS

Mineral composition of strawberry and aloe vera blended gummies:

Figure 2 shows a notable decline in the phosphorus content of the strawberry and aloe vera blended gummies across different storage intervals. The initial mean phosphorus content decreased from 8.84 mg per 100 g on the initial day of storage to 7.24 mg per 100 g after 90 days of storage. Similar observations have been reported by [18] while developing jam and fruit bars from wood apple, and they reported a loss of phosphorus content in both jam and fruit bars. The possible reason for the decrease in the mineral content is due to the heat sensitivity of such compounds at high temperatures, which causes their destruction. The results of the decrease in phosphorus content are in accordance with the findings of [19] in jamun-mango jam, [20] in dragon fruit jelly, and [21] in guava-pineapple jelly.

Calcium content of strawberry and aloe vera gummies decreased from 29.61 mg per 100 g on day zero of the storage to 28.78 mg per 100 g after 90 days of storage, which can be seen in Figure 3. The highest calcium content recorded was 48.81 mg per 100 g in treatment T₆ (0:100:: Strawberry: Aloe vera) on zero day of storage and 47.98 mg per 100 g after 90 days of storage. The mean calcium content decreased from 29.61 mg per 100 g at the beginning of storage to 28.78 mg per 100 g after 90 days of storage. The results of these observations are supported by the findings of [22], [21], and [23], who observed loss of calcium content during storage of coconut jam, guava-pineapple jelly, and strawberry RTS, respectively.

Effect of blending strawberry and aloe vera on Ascorbic acid content of gummies:

In the current study, the ascorbic acid concentration of strawberry and aloe vera blended gummies decreased with the addition of aloe vera. The highest ascorbic acid content was recorded in treatment T₁ (100:0::Strawberry:Aloe vera), which was 55.38 mg per 100 g, while the lowest ascorbic acid content was recorded in treatment T₀ (control), which was 2.89 mg per 100 g. The reason for the decrease in the ascorbic acid content was lower amounts of ascorbic acid in aloe vera as compared to the strawberry. Storage period also influenced the ascorbic acid content of blended gummies. There was a significant decrease in the ascorbic acid content of strawberry and aloe vera blended gummies. The ascorbic acid content significantly fell from 29.29 mg per 100 g at the start of storage to 23.99 mg per 100 g at the end of the storage period. The reduced ascorbic acid level of gummies could be attributed to oxidation by trapped oxygen, which leads to the formation of highly volatile and unstable dehydro ascorbic acid, which is further degraded to 2, 3-diketogulonic acid, and finally, the products of the conversion are furfural compounds. Additionally, a reduction in ascorbic acid might be due to the thermal destruction during the processing of gummy through heat treatment, leaching of ascorbic acid into water, and its subsequent oxidation storage [21]. [24] discovered that oxidation owing to temperature and increased enzymatic activity of fructose in vitamin-C catabolism could be responsible for its reduction. The findings of the current analysis reflect those reported by [25] in Karonda jelly and [26] in guava jam.

Effect of blending strawberry and aloe vera on total phenol content of gummies:

The total phenolic contents of strawberry and aloe vera gummies decreased with the increase in the concentration of aloe vera.

The highest total phenolic content was observed in treatment T₁ (100:0::Strawberry:Aloe vera), whilst the lowest total phenolic content was observed in treatment T₀ (control). Table 2 further illustrates a declining trend in the total phenolic content of the strawberry and aloe vera gummies, suggesting phenol degradation during ambient storage. Initially, the gummies contained 60.20 mg GAE per 100 g of phenolic compounds, which significantly decreased to 52.14 mg GAE per 100 g by the end of the 90-day storage period. Similar findings were reported by [27], who found that high a_w promotes reactant mobility, leading to degradation of phenolic compounds. Also, as reported by [28], gelatin's interaction with phenolic compounds may reduce their bioavailability, making polyphenols less available for hydrolysis and oxidation processes. The findings are also in conformity with the study of [29], who found that strawberry fruits had significantly higher quantities of total phenolics (1693.55 mg GAE per 100 g), followed by strawberry jam after processing (848.86 mg GAE per 100 g), and strawberry jam stored for 60 days 77.285 mg GAE per 100 g.

Effect of blending strawberry and aloe vera on anthocyanin content of gummies:

The data pertaining to anthocyanin content of different treatments of strawberry and aloe vera blended gummies recorded during the entire storage of 90 days is presented in Table 3. The data showed that there was a sharp decrease in the anthocyanin content of the gummies as the concentration of aloe vera was increased. The highest anthocyanin content of 103.58 mg per 100 g was observed in treatment T₁ (100:0::Strawberry:Aloe vera), whereas the lowest anthocyanin content of 0.00 mg per 100 g was recorded in both treatments T₆ (0:100::Strawberry:Aloe vera) and treatment T₀ (control) due to the absence of strawberry in the treatments. The reason for the decrease in anthocyanin content among the treatments is due to an increase in the concentration of aloe vera and a decrease in the concentration of strawberry. At the start of the storage period, the mean anthocyanin content was 49.13 mg per 100 g, which reduced to 42.01 mg per 100 g after 90 days of storage. Factors such as heating processes, high temperature, pH, acidity, phenolic compounds, enzyme activity, sugars, and light and storage duration also impact the stability of anthocyanin and can be observed in the form of colour change of the product during storage [30]. These findings are consistent with the results reported by [29], who examined the impact of processing and storage on jam, [31] in wild pomegranate aril syrup, and [32] on strawberry jam. Similarly, [33] also observed the adverse effects of storage on bioactive compounds in various jams, noting a reduction in components such as total phenols and anthocyanins across different fruit jams.

Effect of blending strawberry and aloe vera on antioxidant activity of gummies:

The antioxidant activity of strawberry and aloe vera blended gummies showed a decreasing trend during the storage period. Treatment T₆ (0:100::Strawberry:Aloe vera) recorded the maximum mean antioxidant activity of 65.41 per cent, whereas minimum mean values of 0.00 per cent were recorded in treatment T₀ (control). Results regarding the mean antioxidant activity in Table 4 indicate that the total antioxidant activity was statistically significant and decreased from 34.60 to 29.00 per cent with the advancement of the storage period. The loss of anthocyanin, polyphenols, and ascorbic acid during storage led to a decrease in antioxidant activity. Heat, light, and chemical degradation could cause a decrease in antioxidant levels during storage. [34]

Investigation on the antioxidant activity and quality of blended pear-jamun juice and [23] observations on antioxidant activity of strawberry RTS are in accordance with our findings. [35] and [36] reported similar observations regarding a decrease in antioxidant activity of strawberry jam during storage. The results obtained in this study are also in accordance with the findings of [29], who reported a decrease in antioxidant activity of the strawberry fruit and strawberry jam during storage.

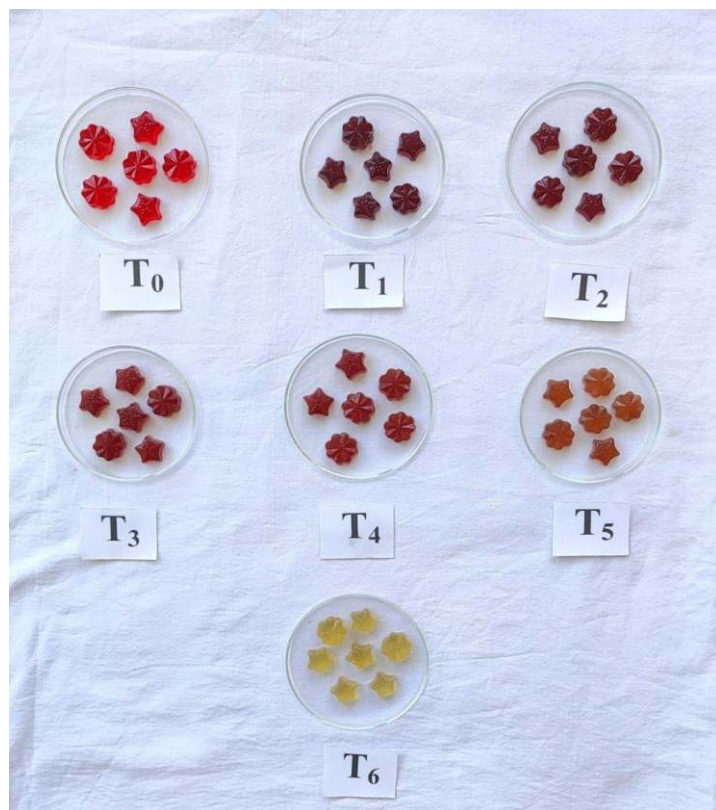


Figure 1: Different treatments of strawberry and aloe vera blended gummies

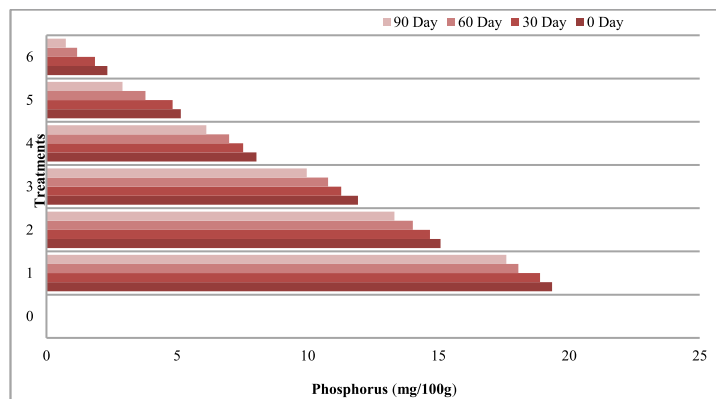


Figure 2: Phosphorus content of strawberry and aloe vera blended gummies

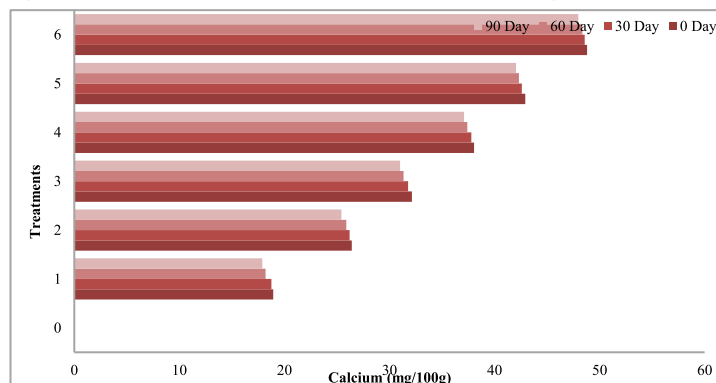


Figure 3: Calcium content of strawberry and aloe vera blended gummies

Table I: Effect of blending and storage on ascorbic acid content (%) of strawberry and aloe vera gummies

Treatment	Storage Period(Days)				Mean
	0	30	60	90	
T ₀ (0:0 :: Strawberry : Aloe vera)	2.89	1.42	1.01	0.62	1.49
T ₁ (100:0 :: Strawberry : Aloe vera)	55.38	53.94	51.29	48.83	52.36
T ₂ (80:20 :: Strawberry : Aloe vera)	46.94	45.41	43.02	42.66	44.51
T ₃ (60:40 :: Strawberry : Aloe vera)	37.56	35.18	32.76	30.24	33.94
T ₄ (40:60 :: Strawberry : Aloe vera)	29.85	28.49	26.13	23.79	27.07
T ₅ (20:80 :: Strawberry : Aloe vera)	18.63	16.2	14.87	12.31	15.50
T ₆ (0:100 :: Strawberry : Aloe vera)	10.79	9.31	7.85	6.41	8.59
Mean	28.86	27.14	25.28	23.55	
CD (p<0.05)	Treatment	0.02			
	Storage	0.02			
	Treatment x Storage	0.04			

Table II: Effect of blending and storage on total phenols (mg GAE per 100 g) of strawberry and aloe vera gummies

Treatment	Storage Period(Days)				Mean
	0	30	60	90	
T ₀ (0:0 :: Strawberry : Aloe vera)	2.89	1.42	1.01	0.62	1.49
T ₁ (100:0 :: Strawberry : Aloe vera)	55.38	53.94	51.29	48.83	52.36
T ₂ (80:20 :: Strawberry : Aloe vera)	46.94	45.41	43.02	42.66	44.51
T ₃ (60:40 :: Strawberry : Aloe vera)	37.56	35.18	32.76	30.24	33.94
T ₄ (40:60 :: Strawberry : Aloe vera)	29.85	28.49	26.13	23.79	27.07
T ₅ (20:80 :: Strawberry : Aloe vera)	18.63	16.2	14.87	12.31	15.50
T ₆ (0:100 :: Strawberry : Aloe vera)	10.79	9.31	7.85	6.41	8.59
Mean	28.86	27.14	25.28	23.55	
CD (p<0.05)	Treatment	0.03			
	Storage	0.03			
	Treatment x Storage	0.07			

Table III: Effect of blending and storage on anthocyanin content (mg per 100 g) of strawberry and aloe vera gummies

Treatment	Storage Period(Days)				Mean
	0	30	60	90	
T ₀ (0:0 :: Strawberry : Aloe vera)	2.89	1.42	1.01	0.62	1.49
T ₁ (100:0 :: Strawberry : Aloe vera)	55.38	53.94	51.29	48.83	52.36
T ₂ (80:20 :: Strawberry : Aloe vera)	46.94	45.41	43.02	42.66	44.51
T ₃ (60:40 :: Strawberry : Aloe vera)	37.56	35.18	32.76	30.24	33.94
T ₄ (40:60 :: Strawberry : Aloe vera)	29.85	28.49	26.13	23.79	27.07
T ₅ (20:80 :: Strawberry : Aloe vera)	18.63	16.2	14.87	12.31	15.50
T ₆ (0:100 :: Strawberry : Aloe vera)	10.79	9.31	7.85	6.41	8.59
Mean	28.86	27.14	25.28	23.55	
CD (p<0.05)	Treatment	0.24			
	Storage	0.13			
	Treatment x Storage	0.08			

Table IV: Effect of blending and storage on antioxidant activity (%) of strawberry and aloe vera gummies

Treatment	Storage Period(Days)				Mean
	0	30	60	90	
T ₀ (0:0 :: Strawberry : Aloe vera)	0.00	0.00	0.00	0.00	0.00
T ₁ (100:0 :: Strawberry : Aloe vera)	16.63	15.08	14.76	13.17	14.91
T ₂ (80:20 :: Strawberry : Aloe vera)	25.19	23.61	21.78	18.05	22.16
T ₃ (60:40 :: Strawberry : Aloe vera)	33.40	32.98	30.52	27.68	31.15
T ₄ (40:60 :: Strawberry : Aloe vera)	42.68	40.36	37.88	35.03	38.99
T ₅ (20:80 :: Strawberry : Aloe vera)	55.31	53.07	51.17	47.58	51.78
T ₆ (0:100 :: Strawberry : Aloe vera)	69.02	66.82	64.34	61.46	65.41
Mean	34.60	33.13	31.49	29.00	
CD (p<0.05)	Treatment	1.14			
	Storage	0.13			
	Treatment x Storage	0.07			

CONCLUSION

Thus, based on the scientific data from the current experiment, it was concluded that high-quality healthy gummies can be made using 40 per cent strawberry pulp and 60 per cent aloe vera pulp. The formulated gummies recorded more calcium (37.60 mg/100 g), phosphorus (14.17 mg/100 g), ascorbic acid (27.07 mg/100 g), total phenols (53.39 mg/100 g), and antioxidant activity (38.99%) than T₀ (control). As a result, the proposed technique enables the commercial manufacture of strawberry and aloe vera blended gummies, providing effective

usage and higher profits for growers and processors. This innovation addresses consumer demand for nutritious food, lowers post-harvest losses, and provides economic potential.

Future scope of the study

Future research on strawberry–Aloe vera gummies could focus on enhancing their functional profile by incorporating other bioactive-rich ingredients, evaluating clinical health benefits, and exploring natural, low-calorie sweeteners for diabetic-friendly versions. Further work may optimize shelf life through advanced packaging, assess large-scale consumer acceptance, and investigate sustainable processing by utilizing by-products. Such efforts would support the commercialization of nutrient-rich, functional confectionery with broad market appeal.

DECLARATION

The authors declare that there is no conflict of interest.

ACKNOWLEDGEMENTS

Authors are highly grateful to the Division of Post-Harvest Management, Faculty of Horticulture, SKUAST-J (J&K), India, and the Division of Food science and Technology, Faculty of Horticulture, SKUAST-K (J&K), India, for providing the experimental material to conduct the research work.

References

- Hannum, S.M. 2004. Potential impact of strawberries on human health: a review of the science. *Critical reviews in food science and nutrition*, 44(1): 1-17.
- F.A.O. (2009). National Agriculture Statistics Service, U.S. Department of Agriculture. Available at <http://faostat.fao.org/>. Accessed on 23 May, 2024.
- Lester, G.E., Lewers, K.S., Medina, M.B. and Saftner, R.A. 2012. Comparative analysis of strawberry total phenolics via Fast Blue BB vs. Folin–Ciocalteu: Assay interference by ascorbic acid. *Journal of Food Composition and Analysis*, 27(1): 102-107.
- Cordenunsi, B.R., Genovese, M.I., do Nascimento, J.R.O., Hassimotto, N.M.A., dos Santos, R.J. and Lajolo, F.M. 2005. Effects of temperature on the chemical composition and antioxidant activity of three strawberry cultivars. *Food Chemistry*, 91(1): 113-121.
- Stürtz, M., Cerezo, A.B., Cantos-Villar, E. and Garcia-Parrilla, M.C. 2011. Determination of the melatonin content of different varieties of tomatoes (*Lycopersicon esculentum*) and strawberries (*Fragaria ananassa*). *Food Chemistry*, 127(3): 1329-1334.
- Habeeb F, Shakir E, Bradbury F, Cameron P, Taravati MR, Drummond AJ. 2007. Screening methods used to determine the anti-microbial properties of Aloe vera inner gel. *Methods*. 42: 315-320.
- Maan, A.A., Nazir, A., Khan, M.K.I., Ahmad, T., Zia, R., Murid, M. and Abrar, M. 2018. The therapeutic properties and applications of Aloe vera: A review. *Journal of Herbal Medicine*, 12: 1-10.
- Kausar, T., Shamim, F., Gorski, F.I. and Ainee, A. 2020. Preparation and quality evaluation of ready to serve beverage (RTS) from orange juice and Aloe vera gel during storage. *Pure and Applied Biology*, 9(1): 219-228.
- Bogha, T.T., Sawate, A.R., Kshirsagar, R.B., Agarkar, B.S. and Patil, B.M. 2020. Studies on development and organoleptic evaluation of blended guava-pineapple jelly incorporated with Aloe vera. *Journal of Pharmacognosy and Phytochemistry*, 9(1): 1969-1972.
- Fisher, E.L. 2011. *Physico-chemical characterization of a novel strawberry confection for delivery of fruit bioactives to human oral mucosa*. M.Sc. Thesis, Department of Food Science and Technology, The Ohio State University.
- Altamash, A., Peter, E. S. and Nautiyal, H. 2022. Studies on the preparation of gummy candy from a blend of pineapple and beetroot juice. *Pharma Innovation Journal*, 11(11): 1708-1713.
- Pobar, R.A., 2015. Promoting gummy guyabano (*Anona muricata* Linn.) candy. *International Journal of Environmental and Rural Development*, 6(2): 147-152.
- AOAC. 2012. *Official Methods of Analysis*. 19th edition. Association of Official Analytical Chemists, Washington, D. C
- Jaiswal, P. C. 2003. Soil, Plant and Water Analysis, Kalyani Publishers, New Delhi, India. pp. 399.
- Ranganna S. 2014. Handbook of Analysis and Quality Control for Fruit and Vegetable Products. 2nd edition. Tata Mc. Graw Hill Publishing Company Ltd., New Delhi, India.
- Icier, N.C. 2012. *Extraction of pomegranate peels phenolics with water and microencapsulation of the extracts*. M. Sc. Thesis, Erciyes University, Turkey.
- Luo, A. X., He, X. J., Zhou, S. D., Fan, Y. J., He, T. and Chun, Z. 2009. In vitro antioxidant activities of a water soluble polysaccharide derived from *Dendrobium nobile* Lindl. Extracts. *International Journal of Biological Macromolecules*, 45: 359-363.
- Vidhya, R. and Narain, A. 2010. Development of preserved products (jam and fruit bar) from under exploited wood apple "*Limonia acidissima*" fruits. *African Journal of Food Science and Technology*, 1(2): 051-057.
- Sharma, D. S. 2014. Quality evaluation and storage stability of jamun-mango blended jam. *The Centre for Agriculture and Bioscience International Digital library*, 953-957.
- Panchal, J.B., Gaikwad, R.S., Dhemre, J.K. and , U.D. 2018. Studies on preparation and storage of jelly from dragon fruit (*Hylocereus undatus*). *Journal of Pharmacognosy and Phytochemistry*, 7(4): 2648-2655.

21. Molla, M.M., Sabuz, A.A., Khan, M.H.H., Chowdhury, M.G.F., Miaruddin, M., Alam, M. and Khatun, A. 2022. Effect of honey and lemon juice on the physico-chemical, nutritional, microbial and antioxidant properties of guava-pineapple jelly during storage periods. *Discover Food*, 2(1): 31.
22. Attri, S., Dhiman, A.K., Kaushal, M. and Sharma, R., 2014. Development and storage stability of papaya (*Carica papaya L*) toffee and leather. *International Journal of Farm Sciences*, 4(3): 117-125.
23. Sherzad, A., Sreenivas, K.N., Ulla, H.M.T., Emran, S.E. And Dawlatzai, A. 2017. Product Protocol Standardization of Strawberry (*Fragaria × ananassa*) Based Blended Squash Concoction and Its Storage. *Trends in Biosciences*, 10(28): 6044-6051
24. Mapson, L.W., March, J.F., Rhodes, M.J.C. and Woollorton, L.S.C., 1970. A comparative study of the ability of methionine or linolenic acid to act as precursors of ethylene in plant tissues. *Biochemical Journal*, 117(3): 473.
25. Chaudhary R, Yadav M, Singh DB. 2007. Changes in physico-chemical characteristics of karonda jelly during storage period. *Plant Archives*, 7(2): 885-887.
26. Kanwal, N., Randhawa, M.A. and Iqbal, Z. 2017. Influence of processing methods and storage on physico-chemical and antioxidant properties of guava jam. *International Food Research Journal*, 24(5): 2017-2027.
27. Casas-Forero, N., Trujillo-Mayol, I., Zúñiga, R.N., Petzold, G. and Orellana-Palma, P. 2022. Effects of cryoconcentrated blueberry juice as functional ingredient for preparation of commercial confectionary hydrogels. *Gels*, 8(4): 217.
28. Tutunchi, P., Roufegarinejad, L., Hamishehkar, H. and Alizadeh, A. 2019. Extraction of red beet extract with β -cyclodextrin-enhanced ultrasound assisted extraction: A strategy for enhancing the extraction efficacy of bioactive compounds and their stability in food models. *Food Chemistry*, 297: 124994.
29. Rababah, T.M., Al-Mahasneh, M.A., Kilani, I., Yang, W., Alhamad, M.N., Ereifej, K. and Al-u'datt, M. 2011. Effect of jam processing and storage on total phenolics, antioxidant activity, and anthocyanins of different fruits. *Journal of the Science of Food and Agriculture*, 91(6): 1096-1102.
30. Sipahli, S., Mohanlall, V. and Mellem, J.J. 2017. Stability and degradation kinetics of crude anthocyanin extracts from *H. sabdariffa*. *Food Science and Technology*, 37: 209-215.
31. Thakur, N.S., Dhaygude, S. and Joshi, V.K. 2013. Development of wild pomegranate aril-in-syrup and its quality evaluation during storage. *International Journal of Food and Fermentation Technology*, 3(1): 33-40.
32. Pineli, L.D.L.D.O., Moretti, C.L., Chiarello, M. and Melo, L. 2015. Influence of strawberry jam colour and phenolic compounds on acceptance during storage. *Revista Ceres*, 62: 233-240.
33. Shinwari, K.J. and Rao, P.S. 2018. Stability of bioactive compounds in fruit jam and jelly during processing and storage: A review. *Trends in Food Science & Technology*, 75: 181-193.
34. Kapoor, S. and Ranote, P.S. 2016. Antioxidant components and physico-chemical characteristics of jamun powder supplemented pear juice. *Journal of Food Science and Technology*, 53: 2307-2316.
35. Muhammad, A., Durrani, Y., Zeb, A., Ayub, M. and Ullah, J. 2008. Development of diet jam from apple grown in swat (NWFP). *Sarhad Journal of Agriculture*, 24(3): 461-467.
36. Kopjar, M., Piližota, V., Tiban, N.N., Šubarić, D., Babić, J., Ačkar, Đ. and Sajdl, M. 2009. Strawberry jams: influence of different pectins on colour and textural properties. *Czech Journal of Food Sciences*, 27(1): 20-28.